

# Delta Electronics, Inc. 1Q 2023 Results

台達電子2023年第一季財報法人說明會

28 April 2023



- **The financial numbers hereby are based on International Financial Reporting Standards (IFRS)**

本簡報財務數字係根據國際財務報導準則編製

- **Cumulative consolidated numbers have been reviewed by CPA**

合併數字經會計師核閱

# 1Q 2023 Financial Results

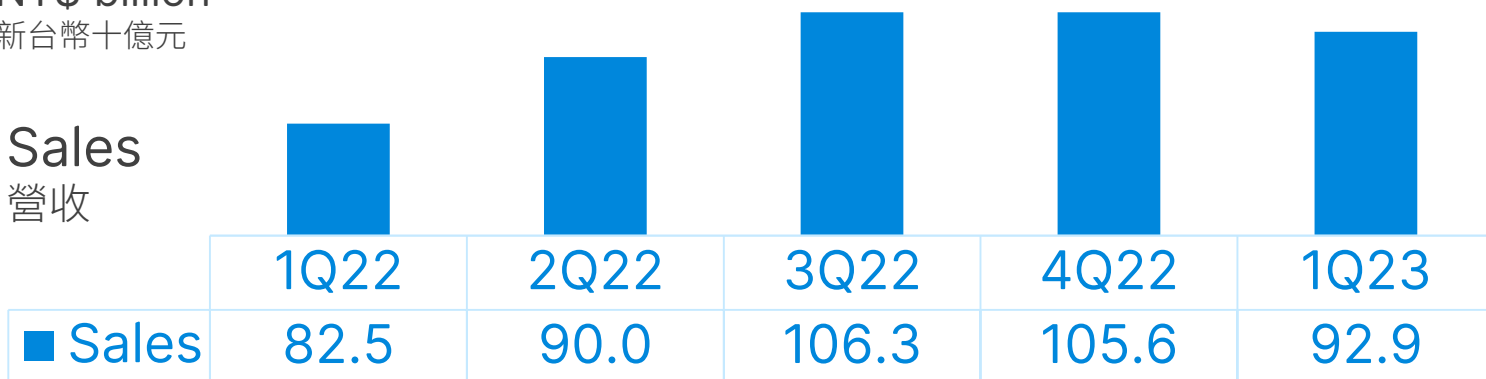
2023年第一季結算數字

# Sales Revenues & Gross Profits

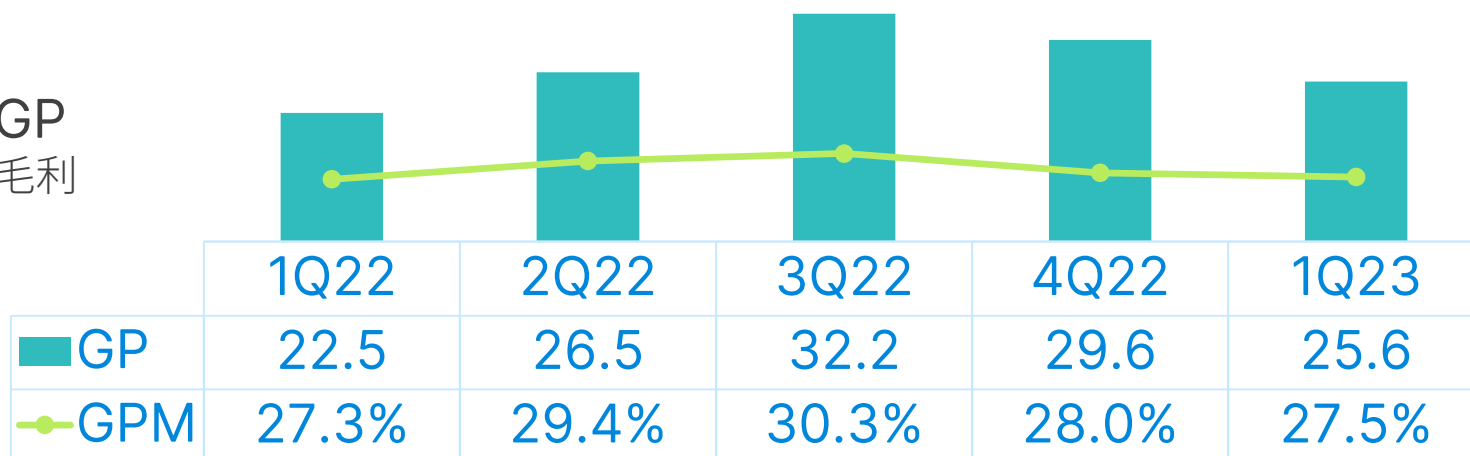
合併營收及毛利

NT\$ billion  
新台幣十億元

Sales  
營收



GP  
毛利



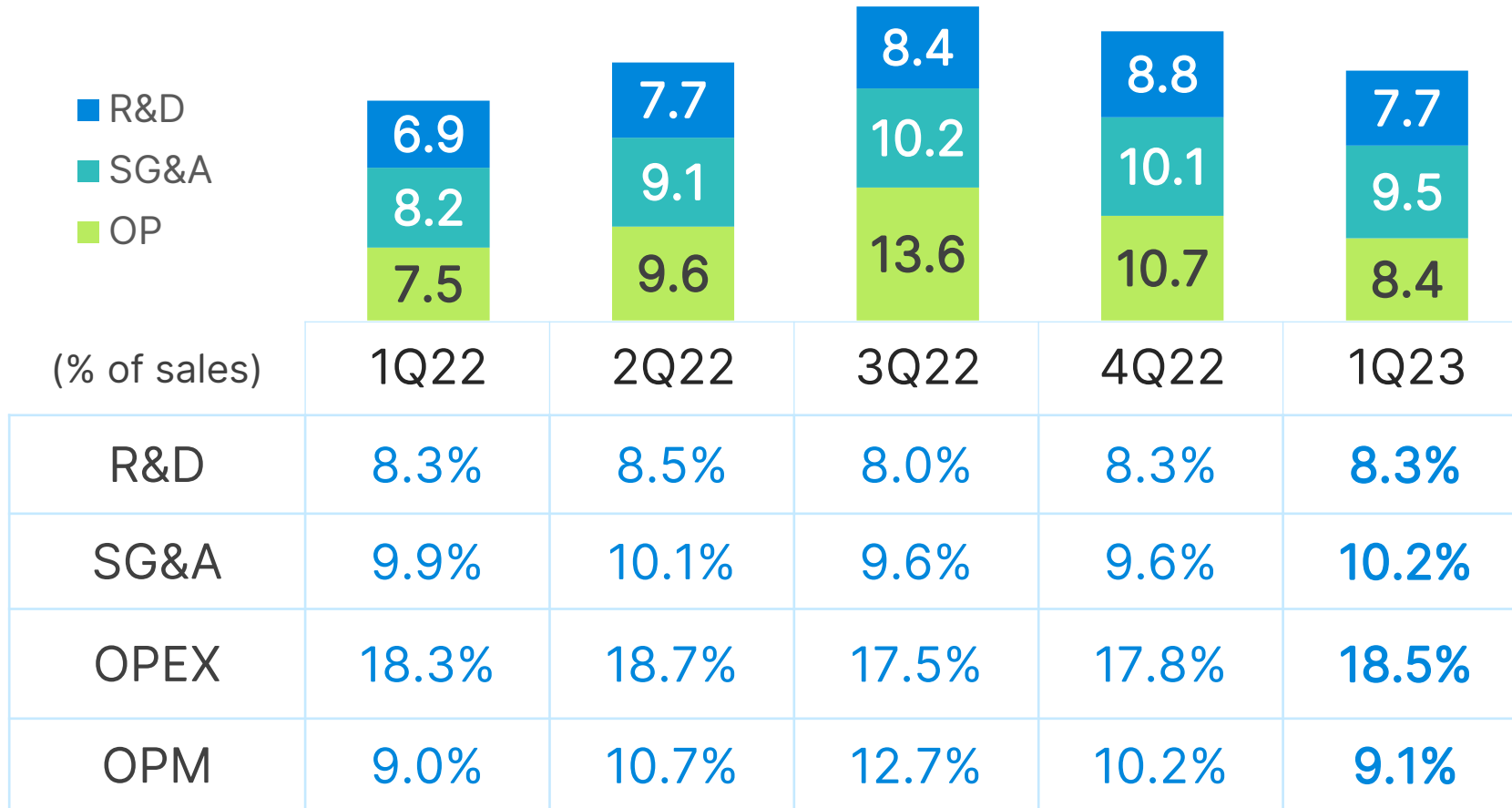
	Y/Y 年對年	Q/Q 季對季
Sales 營收	<b>+13%</b>	<b>-12%</b>
GP 毛利	<b>+14%</b>	<b>-14%</b>

# Operating Profits & Expenses

## 營業淨利及費用

NT\$ billion  
新台幣十億元

■ R&D  
■ SG&A  
■ OP



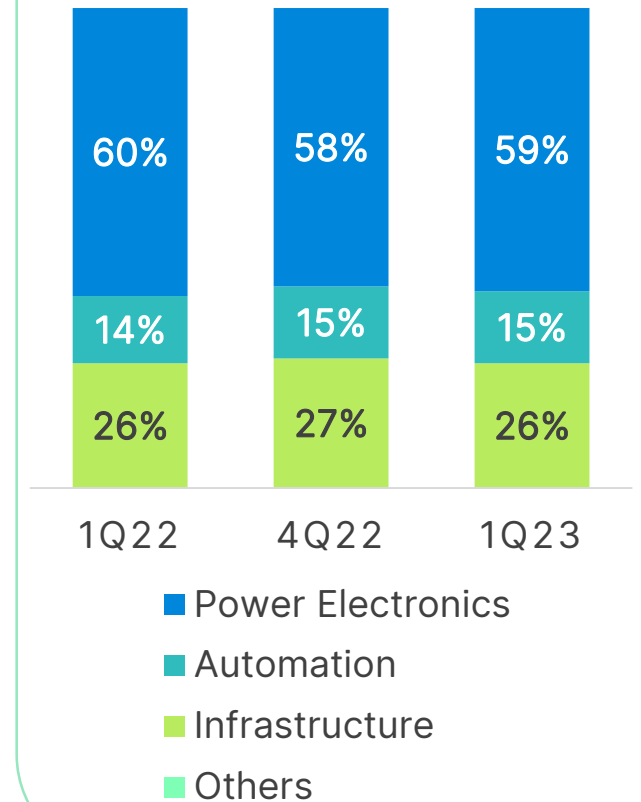
	Y/Y 年對年	Q/Q 季對季
R&D 研發費用	<b>+12%</b>	<b>-12%</b>
SG&A 銷管費用	<b>+16%</b>	<b>-6%</b>
OPEX 總營業費用	<b>+14%</b>	<b>-9%</b>
OP 營業淨利	<b>+13%</b>	<b>-22%</b>

# Performance by Segment

## 主要部門表現

NT\$ million 新台幣百萬元	Sales	Y/Y	Q/Q	Profits	Y/Y	Q/Q
Power Electronics 電源及零組件	54,594	+11%	-11%	6,969	+25%	-26%
Automation 自動化	13,921	+19%	-9%	509	-22%	+4%
Infrastructure 基礎設施	24,301	+14%	-16%	929	-26%	+15%

Sales%  
營收佔比

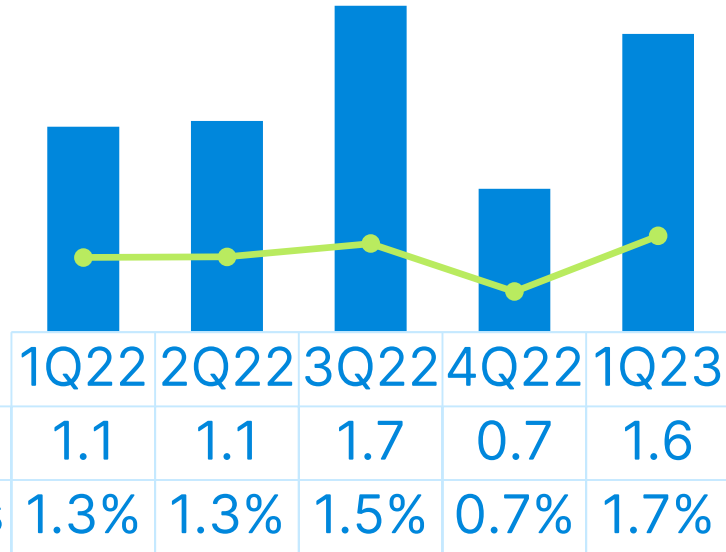


# Non-operating Profits

## 業外損益

NT\$ billion  
新台幣十億元

Non-OP  
業外損益



\*包含透過損益按公允價值衡量之有價證券已實現及未實現評價損益、股利收入、採用權益法認列之投資損益及處分損益等

\*The item includes realized and unrealized evaluations of gains or losses from financial assets at fair value through profit or loss, dividend income, share of profit(loss) of associates accounted for under the equity, and gain (loss) on disposal of associates accounted for under the equity, etc.

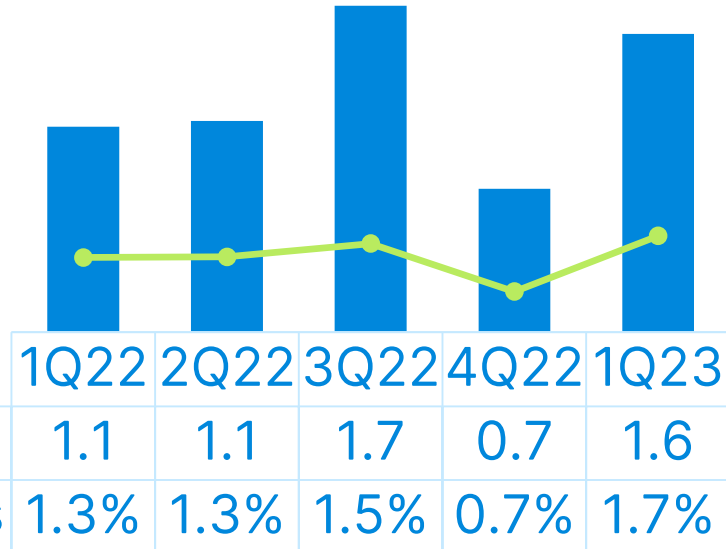
NT\$ million 新台幣百萬元	1Q22	4Q22	1Q23
Gain on disposal of investment* 處分投資損益*	(17)	317	425
Interest income 利息收益	18	40	118
FX income and valuation of FX forward 滙兌損益及遠滙評價損益等	312	(324)	183
Others 其他	757	713	827
<b>Total 合計</b>	<b>1,070</b>	<b>746</b>	<b>1,553</b>

# Non-operating Profits

## 業外損益

NT\$ billion  
新台幣十億元

Non-OP  
業外損益



\*包含透過損益按公允價值衡量之有價證券已實現及未實現評價損益、股利收入、採用權益法認列之投資損益及處分損益等

\*The item includes realized and unrealized evaluations of gains or losses from financial assets at fair value through profit or loss, dividend income, share of profit(loss) of associates accounted for under the equity, and gain (loss) on disposal of associates accounted for under the equity, etc.

NT\$ million 新台幣百萬元	1Q22	4Q22	1Q23
Gains or losses from investment* 投資損益*	(17)	317	425
Interest income 利息收益	18	40	118
FX income and valuation of FX forward 滙兌損益及遠滙評價損益等	312	(324)	183
Others 其他	757	713	827
Total 合計	1,070	746	1,553

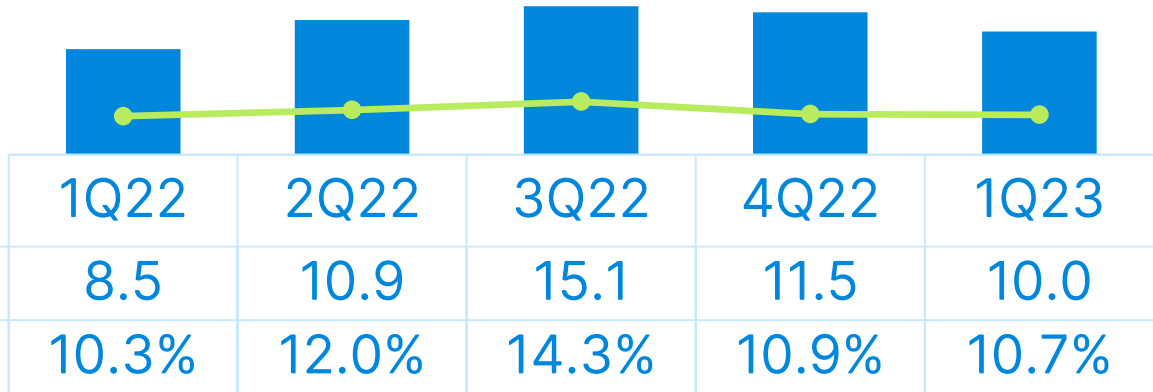


# Profits before Tax v.s EBITDA

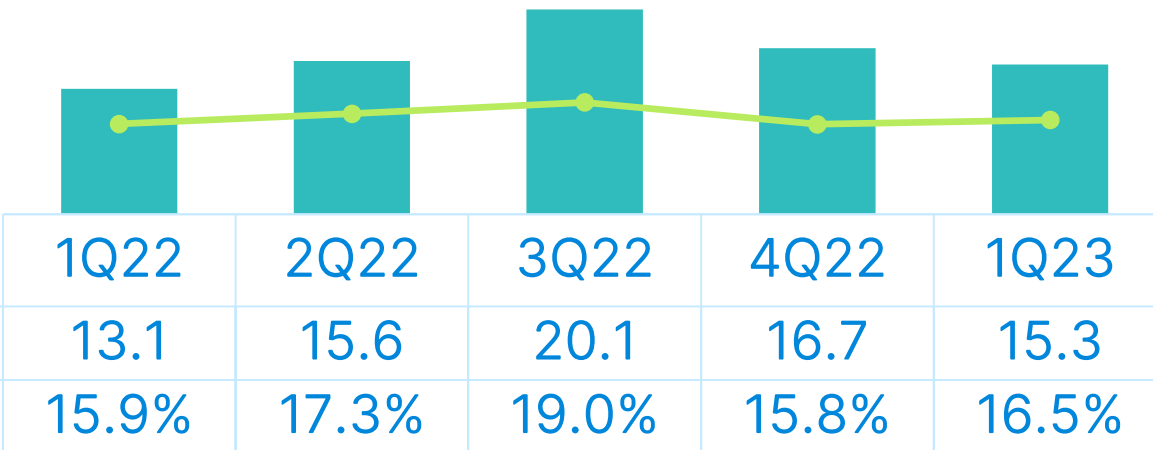
稅前淨利及息稅折舊及攤銷前利潤

NT\$ billion  
新台幣十億元

Profits  
before tax  
稅前淨利



EBITDA  
息稅折舊及  
攤銷前利潤



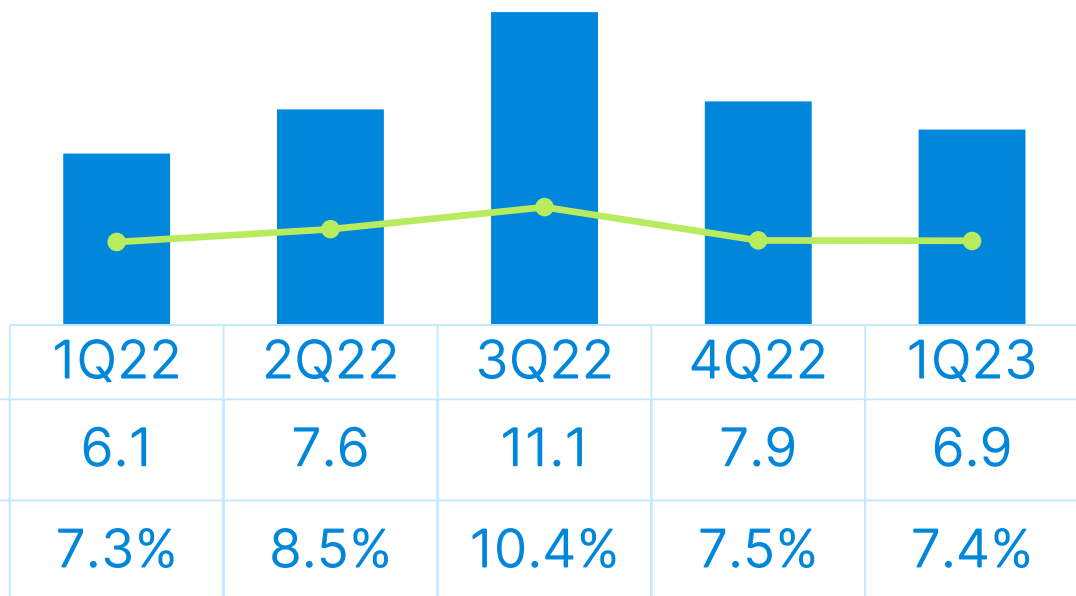
	Y/Y 年對年	Q/Q 季對季
Profits before tax 稅前淨利	<b>+17%</b>	<b>-14%</b>
EBITDA 息稅折舊及 攤銷前利潤	<b>+17%</b>	<b>-9%</b>

# Net Profits after Tax

稅後淨利

NT\$ billion  
新台幣十億元

Net profits  
after tax  
稅後淨利



NT\$ million  
新台幣百萬元

Profit before  
income tax  
稅前淨利

Income tax  
所得稅

Non-controlling  
interest  
非控制權益

Net profit after  
tax  
稅後淨利

1Q22 4Q22 1Q23

8,539 11,524 9,959

(1,709) (2,427) (1,988)

(771) (1,187) (1,063)

6,059 7,910 6,908

Y/Y  
年對年

Q/Q  
季對季

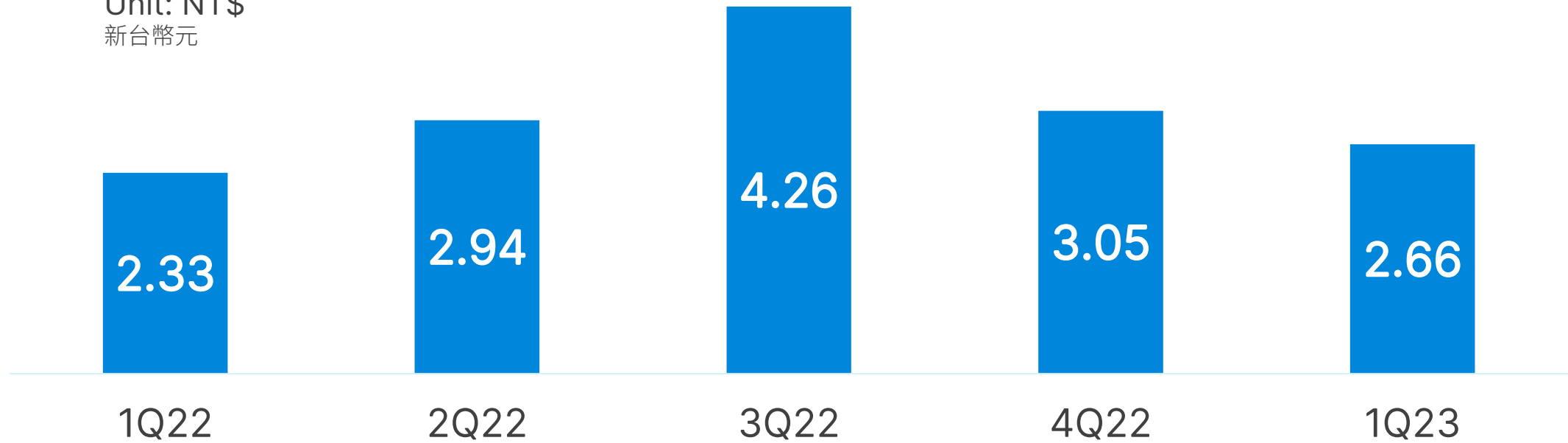
Net profits  
after tax

**+14%**

**-13%**

## EPS 每股淨利

Unit: NT\$  
新台幣元



\*EPS based on shares outstanding of 2,598 million.

每股盈餘之設算基於在外流通股數25.98億股。

# Business Category

## 業務分類



### Power Electronics

- Power supplies  
電源供應器
- Fans & thermal  
風扇及散熱管理
- Passive components  
被動元件
- On-board EV solutions  
汽車電子



### Automation

- Industrial automation  
工業自動化
- Building automation  
樓宇自動化



### Infrastructure

#### ICT Infrastructure

資通訊基礎設施

- Telecom power  
通信電源
- Datacenter solutions  
資料中心解決方案
- Networking  
網通系統

#### EIS Infrastructure

能源基礎設施

- Off-board EV charger  
電動車充電設備
- Renewable energy & Energy Storage System  
可再生能源及儲能設備
- Display  
視訊系統

Smarter. Greener. Together.

